

WELCOME

2011/2012

**PROPOSED BUDGET
PRESENTATION**

Village of Bartlett Budget

“More Than Just The Numbers”

➤ **The Budget is a Policy Document**

- Village Wide - Long Term Financial Policies
- Village Wide – Non-Financial Goals and Objectives (Strategic Plan)
- Clearly Stated Goals and Objectives (Departments)

➤ **The Budget is a Financial Plan**

- Summarizes Major Revenues and Expenditures
- Describes Major Revenues
- Projects Major Changes in Fund Balance

Village of Bartlett Budget

“More Than Just The Numbers”

➤ **The Budget is an Operation Guide**

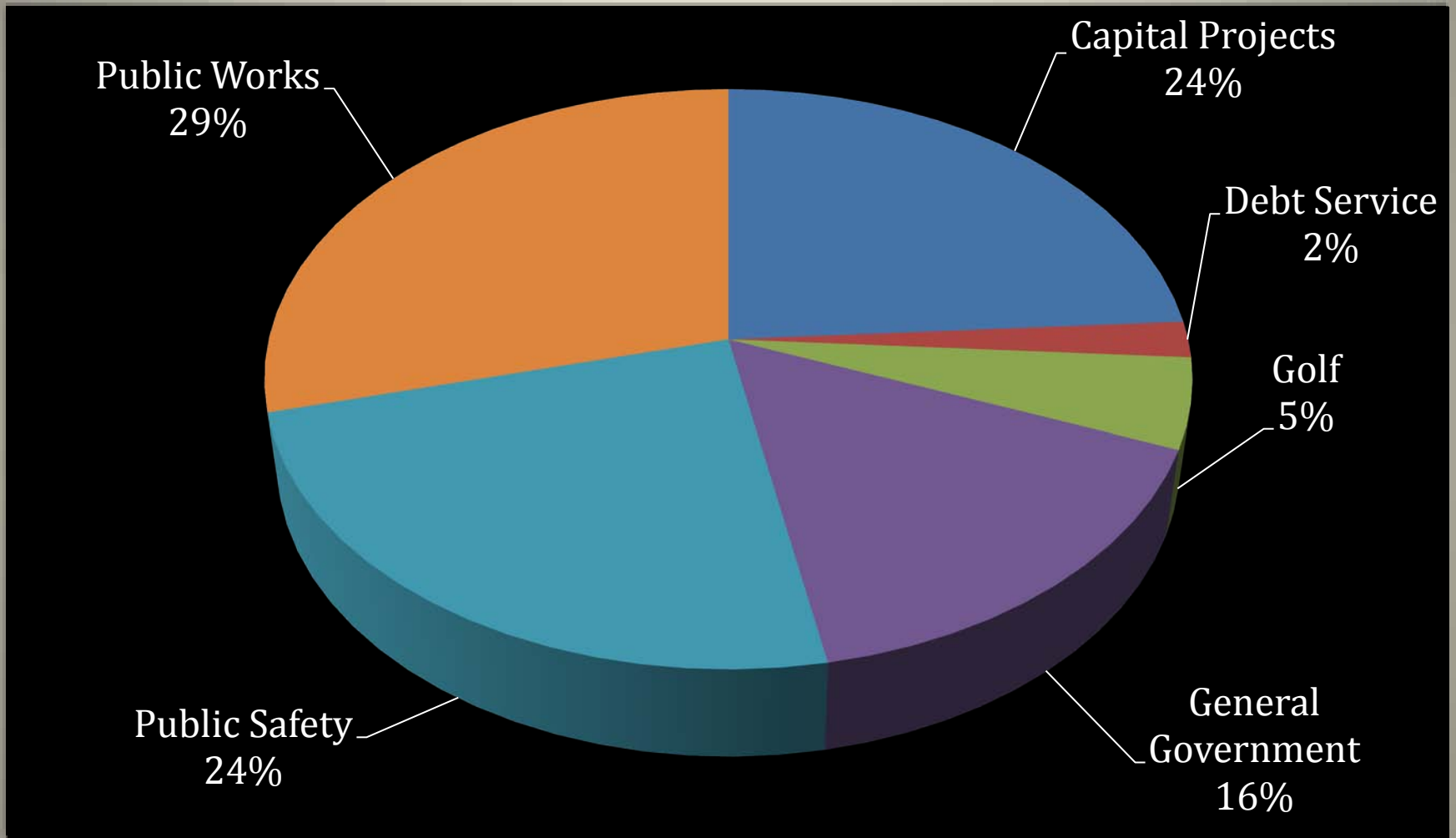
- The budget describes activities, services and function of the Village
- Budget includes an organizational chart
- Budget includes a personnel summary

➤ **The Budget is a Communication Device**

- Defines who develops, prepares, reviews and adopts budget
- Provides a detailed budget message to Board of Trustees
- Defines financial polices (Fund Balance) and long term capital planning (CIP)
- Budget includes statistical data to convey long term information to public

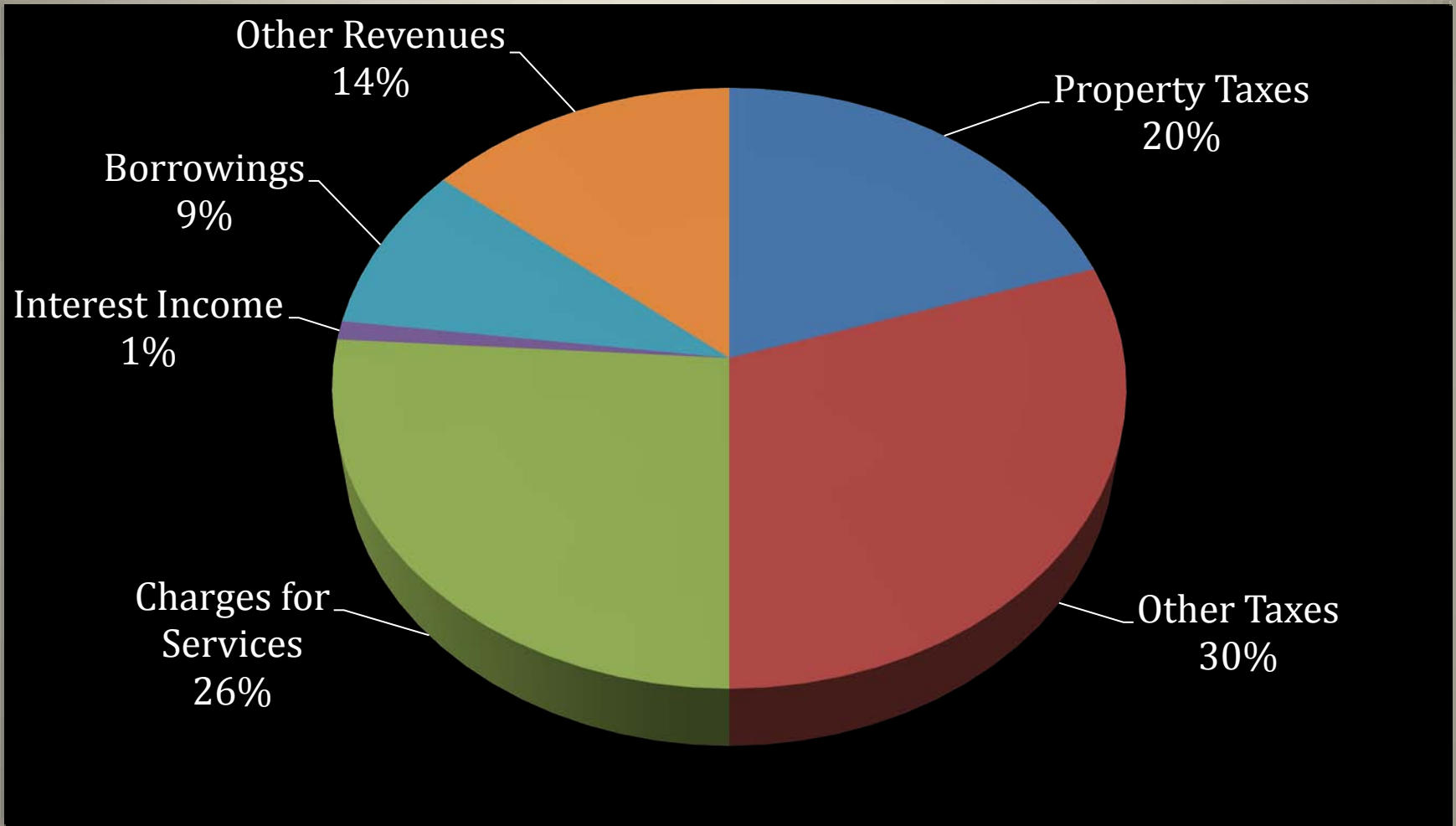
“Where the Money Goes”

Total Expenditures: \$49,331,935

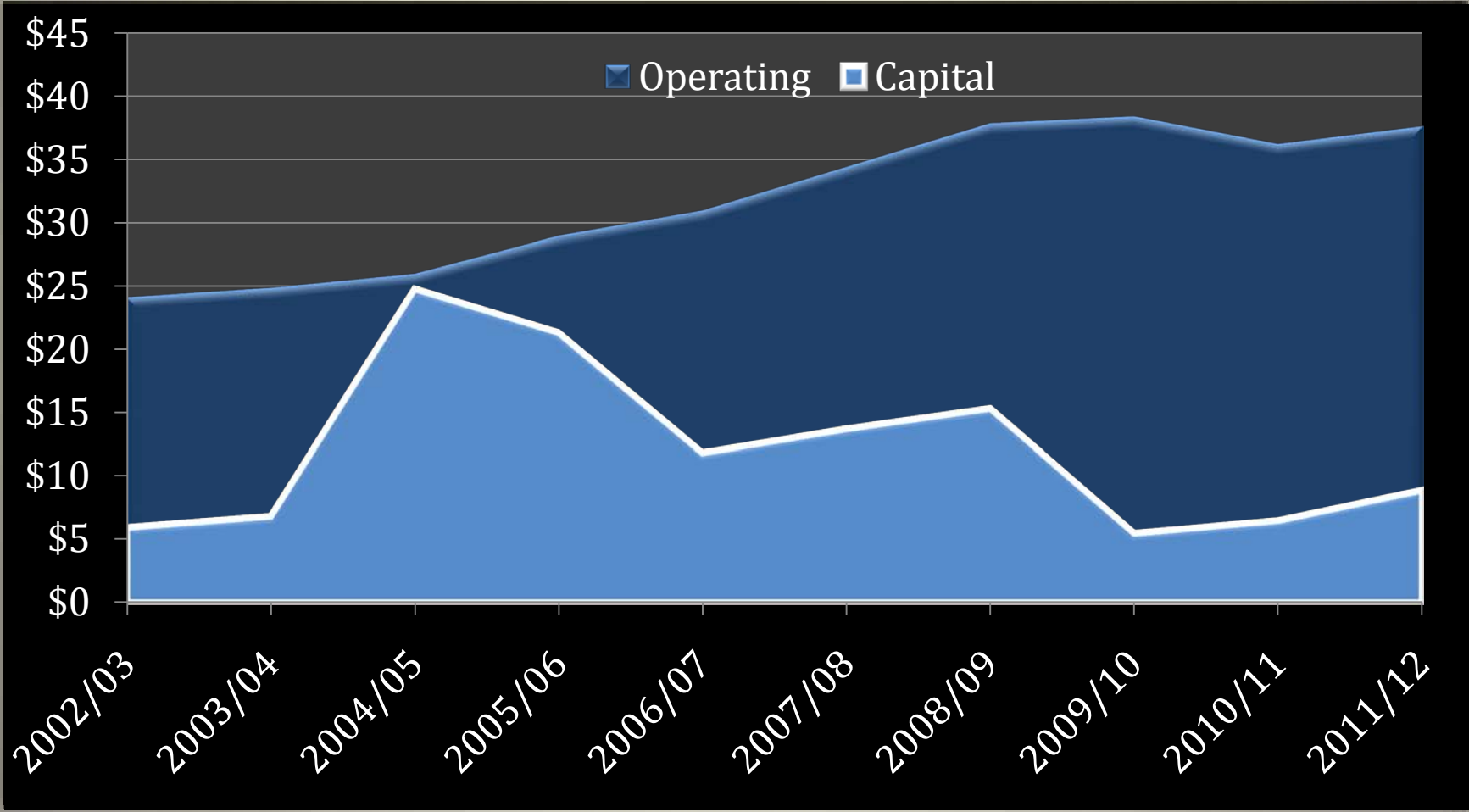


“Where the Money Comes From”

Total Revenues: \$46,400,566



Operating vs. Capital Expenditures

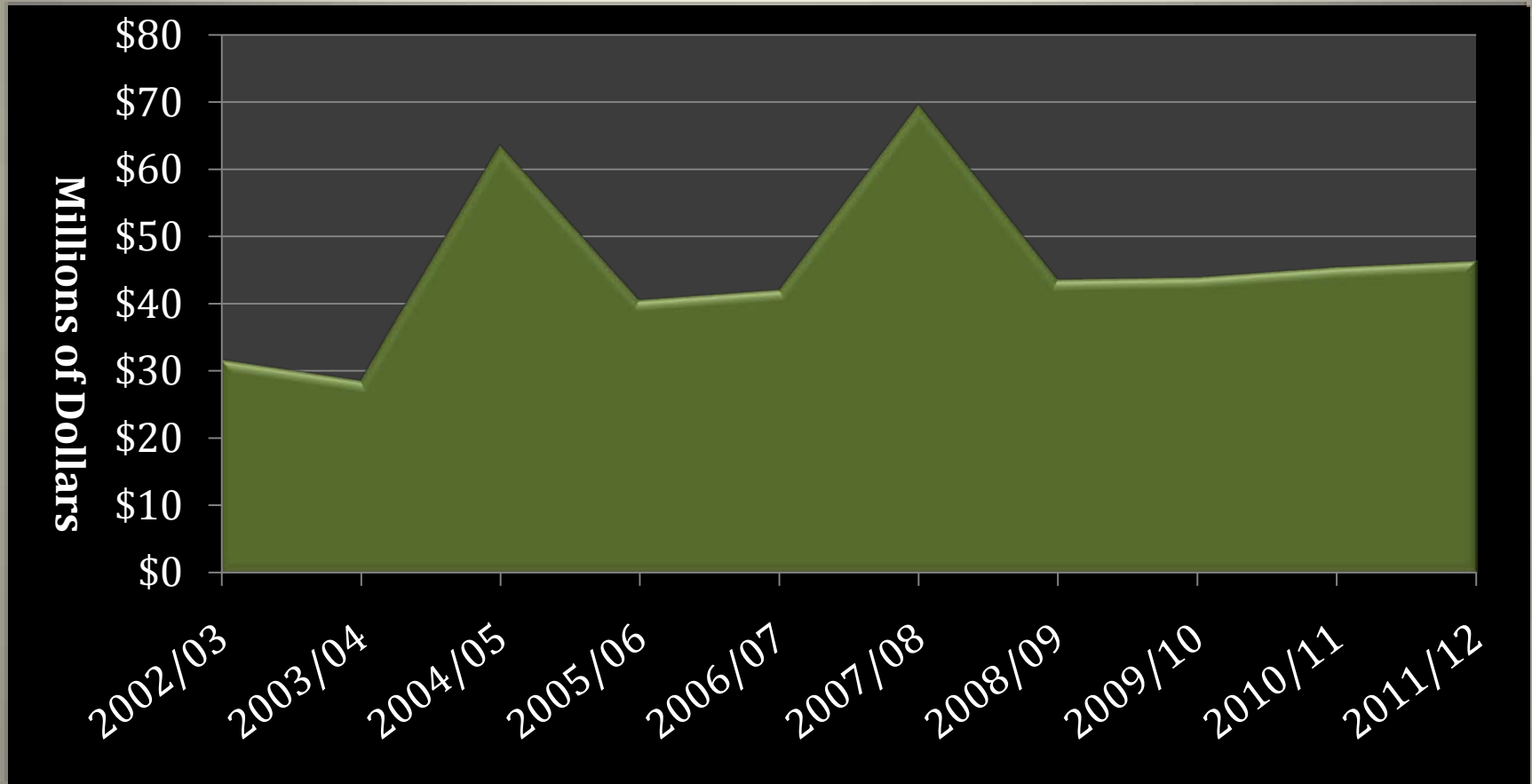


Village of Bartlett
FY 2011/12
Revenue Review

Revenue History

Proposed = \$46,400,566 (net of transfers)

2.09 % Increase



FY 2012 Revenue Review

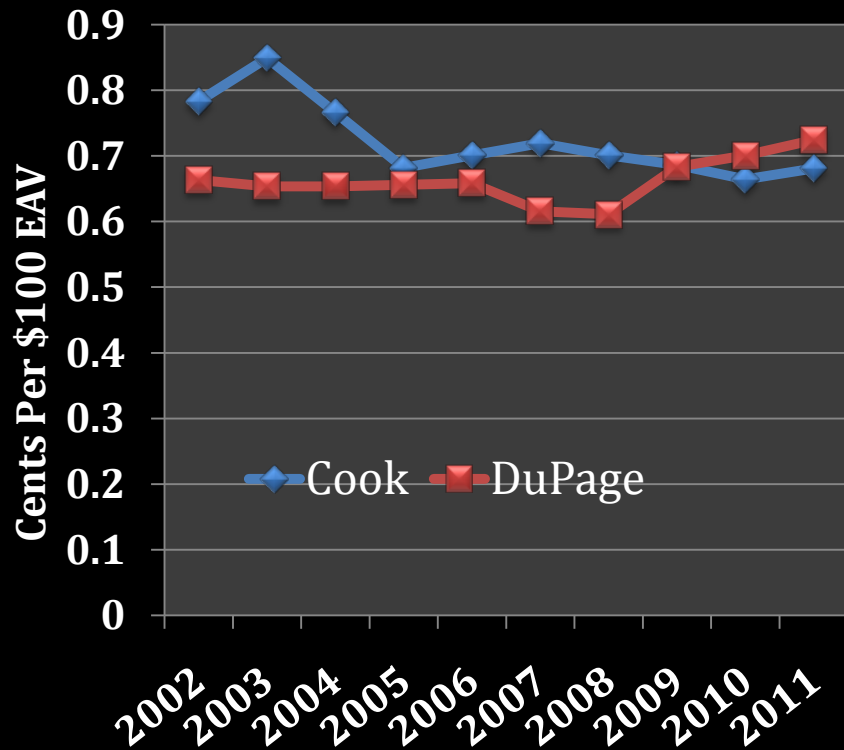
‡ Property Taxes

- \$9,256,077
- 20% of Total Revenue
- \$24,693 Increase from FY10/11 Budget
- .26% Increase from FY10/11 Budget

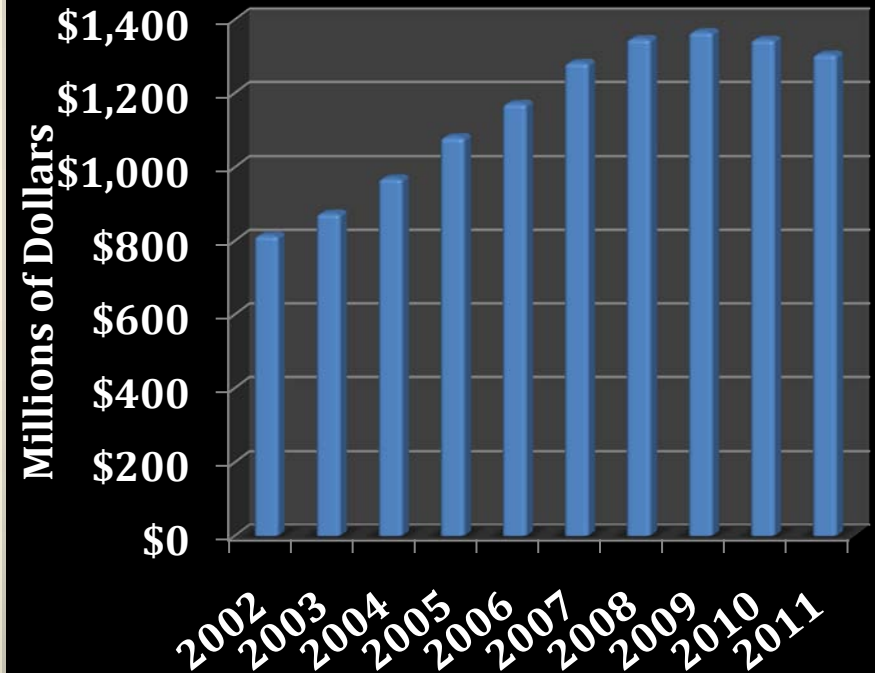
1. Dollar amount includes levy for Debt Service, Police Pension and General Corporate.
2. EAV is projected to decrease 3%.
3. Estimated DuPage Rate = .72/\$100 – Estimated Cook Rate = .68/\$100 with no dollar increase to the General levy.
4. Estimated property taxes on \$300,000 home = \$667.
5. Review of timetable.

Property Tax Rates and EAV

Tax Rate History



Equalized Assessed Value



FY 2012 Revenue Review

‡ Other Taxes – Income Tax

- \$3,312,160
- 7% of Total Revenue
- \$297,160 Increase from FY10/11 Budget
- 10% Increase from FY10/11 Budget

1. Village receives revenue based on IML per capita rate and Population of 41,402. IML December update = \$80.00.
2. Modest per capita increase of 5% from last fiscal year.
3. State of Illinois has adjusted municipal sharing percentage.
4. Continued delays in receiving payment has effect on cash flow.

FY 2012 Revenue Review

‡ Other Taxes – Sales Tax

- \$1,950,000
- 4% of Total Revenue
- \$0 Increase from FY10/11 Budget
- 0% Increase from FY10/11 Budget

1. Village receives 1% tax on purchases made within the Village.
2. Tax is collected by the state and there is a 3 month lag between the time of sale and receipt of tax.
3. Sales tax sharing agreements are reflected as expenditures in Community Development budget entitled “rebates”.
4. Home Depot agreement to expire next year as the \$1,100,000 cap has been met.

FY 2012 Revenue Review

‡ Other Taxes – Telecommunications Tax

- \$1,500,000
- 3% of Total Revenue
- \$65,000 Decrease from FY10/11 Budget
- 4% Decrease from FY10/11 Budget

1. Village collects a 6% tax on land and cellular service.
2. State of Illinois collects tax and remits to Village (Similar to Sales Tax).
3. Packaged call and data plans limiting revenue increases.

FY 2012 Revenue Review

‡ Other Taxes – Real Estate Transfer Tax

- \$285,000
- .6% of Total Revenue
- \$0 Increase from FY10/11 Budget
- 0% Increase from FY10/11 Budget

1. Proposed budget has declined 83% from FY 2006 actual.
2. Fiscal Year 2005/06 Village received \$1,647,913 in Transfer Tax.
3. Average home sale price currently is \$234,331 down 7% from FY 2010 average.

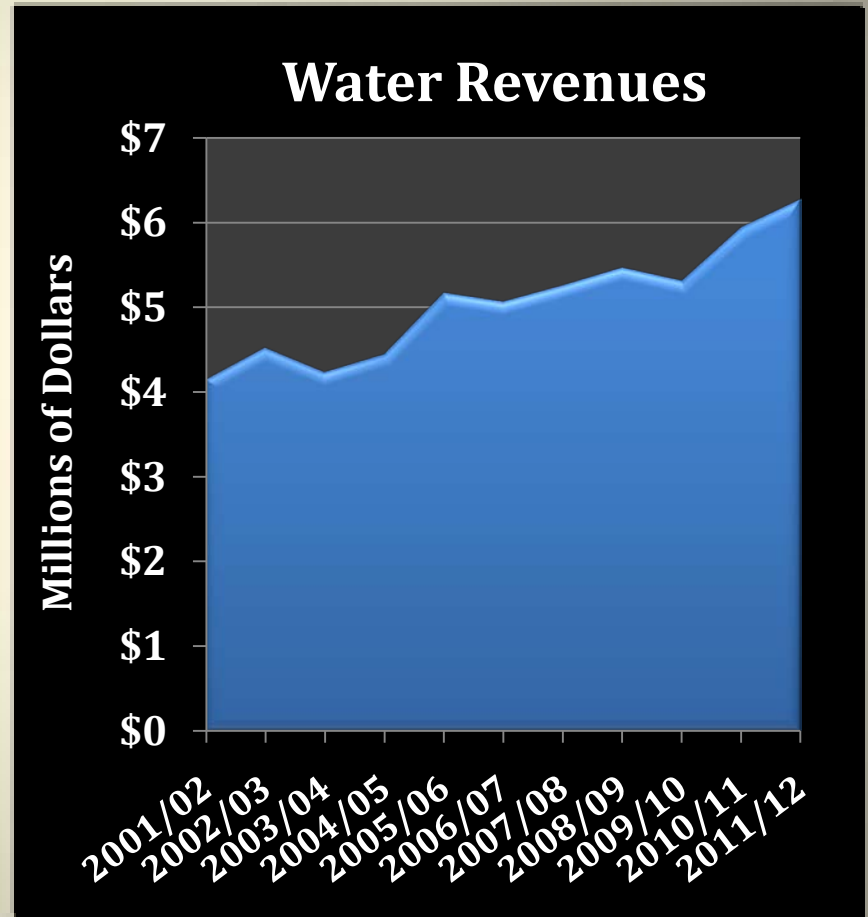
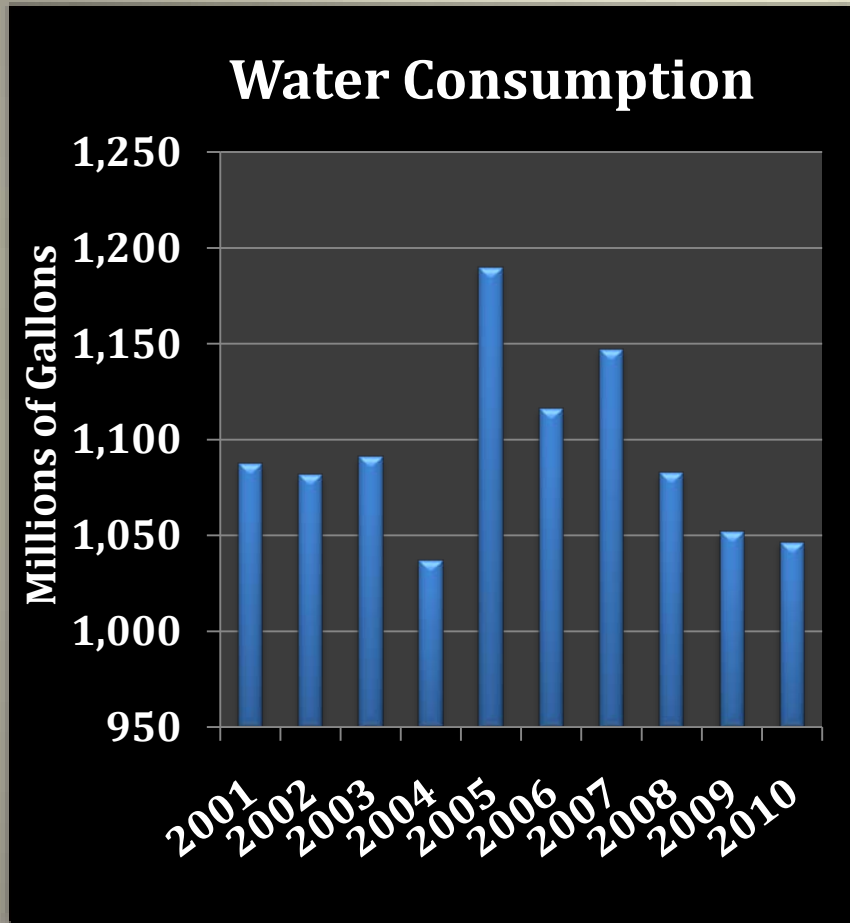
FY 2012 Revenue Review

‡ Service Charges – Water Sales

- \$6,273,243
- 14% of Total Revenue
- \$73,243 Increase from FY10/11 Budget
- 1% Increase from FY10/11 Budget

1. Consumption estimates based upon two years of average consumption which is down 2%.
2. Average residential monthly water bill in proposed budget is \$35.92 based upon 6,000 gallons of usage per month.
3. Anticipated rate increase of 17% to go into effect on January 2012. Increase is to meet Elgin increase of 7% on January 2011 and 7% on January 2012.

Water Revenue and Consumption History



FY 2012 Revenue Review

‡ Service Charges – Sewer Sales

- \$3,036,000
- 7% of Total Revenue
- \$0 Increase from FY10/11 Budget
- 0% Increase from FY10/11 Budget

1. Approximately 50% of sewer sales is from fixed rate charges where 100% of water charges are based on consumption.
2. Average residential monthly sewer bill by County:
 - a) Cook/Kane = \$12.71/month
 - b) DuPage = \$20.63/month
3. No budgeted increase to sewer rates.

FY 2012 Revenue Review

‡ Service Charges – Golf

- \$1,346,000
- 3% of Total Revenue
- \$8,000 Decrease from FY10/11 Budget
- 1% Decrease from FY10/11 Budget

1. Proposed budget projects 38,500 rounds of Golf flat from the FY 2010/11 budget.
2. Golf Course revenues are down by 1% while pro-shop sales are flat from FY 2010/11.
3. Golfers continue to look for affordable golf such as twilight and 9 hole play.

FY 2012 Revenue Review

‡ Service Charges – Food and Beverage

- \$1,004,000
- 2% of Total Revenue
- \$137,000 Increase from FY10/11 Budget
- 16% Increase from FY10/11 Budget

1. Current year budget has an estimated increase of 12.5% in Food and Beverage sales.
2. Proposed budget has a projected net income of \$ 45,968 in 11/12 and estimated net income of \$ 32,750 in 10/11.

FY 2012 Revenue Review

‡ Service Charges – Parking Meter Revenue

- \$225,000
- .48% of Total Revenue
- \$75,000 Increase from FY10/11 Budget
- 50% Increase from FY10/11 Budget

1. Budgeted figure includes a proposed increase to the metra parking lot fee.
2. Daily fee is proposed at \$1.50 per day and the quarterly fee is \$90.00 per quarter.
3. Increase keeps fee competitive with neighboring metra lot rates and additional revenue will be used for capital outlay purposes including parking lot maintenance.

FY 2012 Revenue Review

‡ Other Revenue – Development/Building Permits

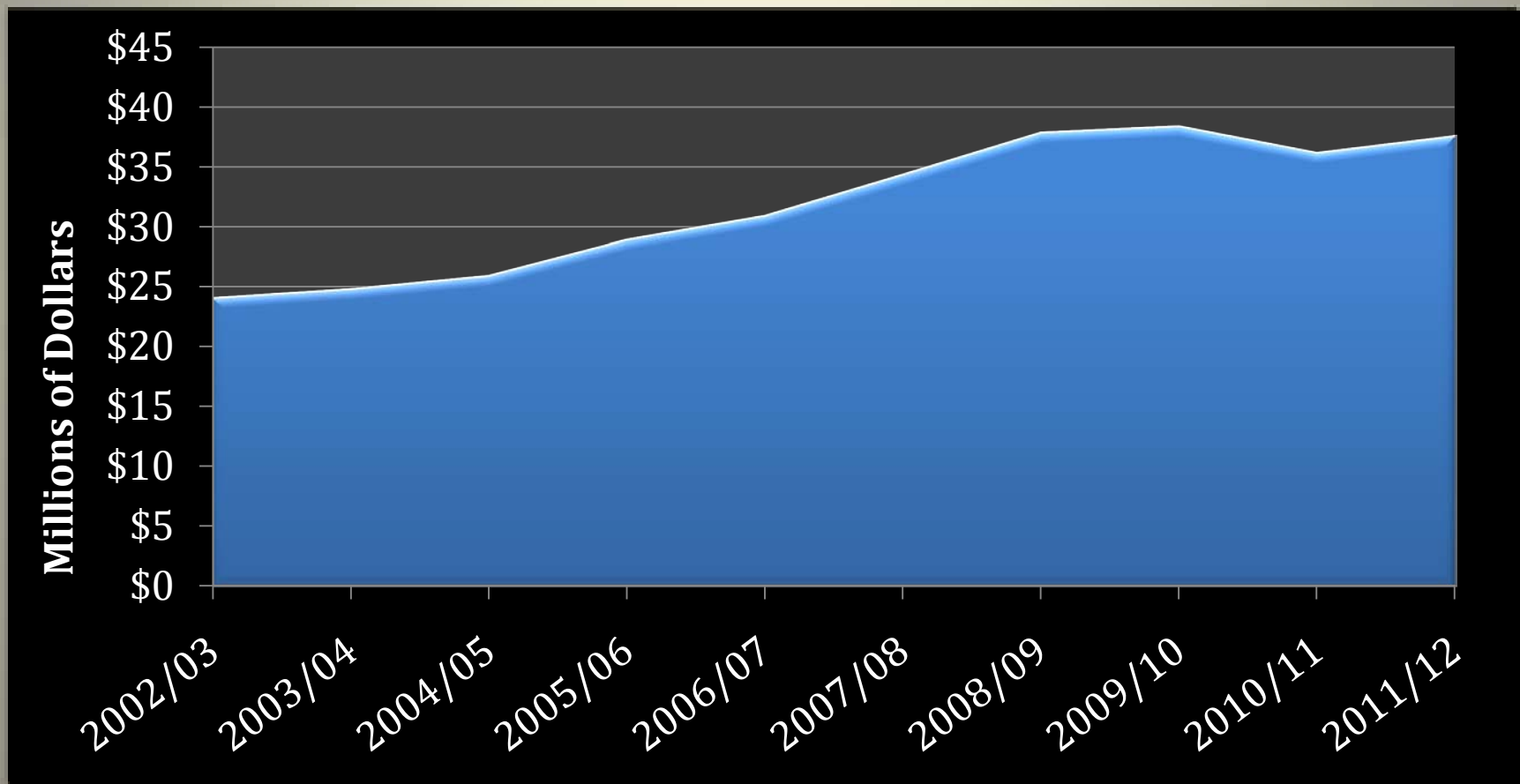
- \$352,000
- .76% of Total Revenue
- \$82,975 Increase from FY10/11 Budget
- 31% Increase from FY10/11 Budget

1. Budgeted figure includes \$3,600 for new residential permits, \$50,000 for commercial permits and approximately \$298,400 for miscellaneous permits.
2. Village has planned ahead and budgeted very conservatively for the past several years to prepare for development decrease.
3. Projected number of new residential permits for FY 11/12 is 4. Budget includes 2,000 miscellaneous permits at various rates.

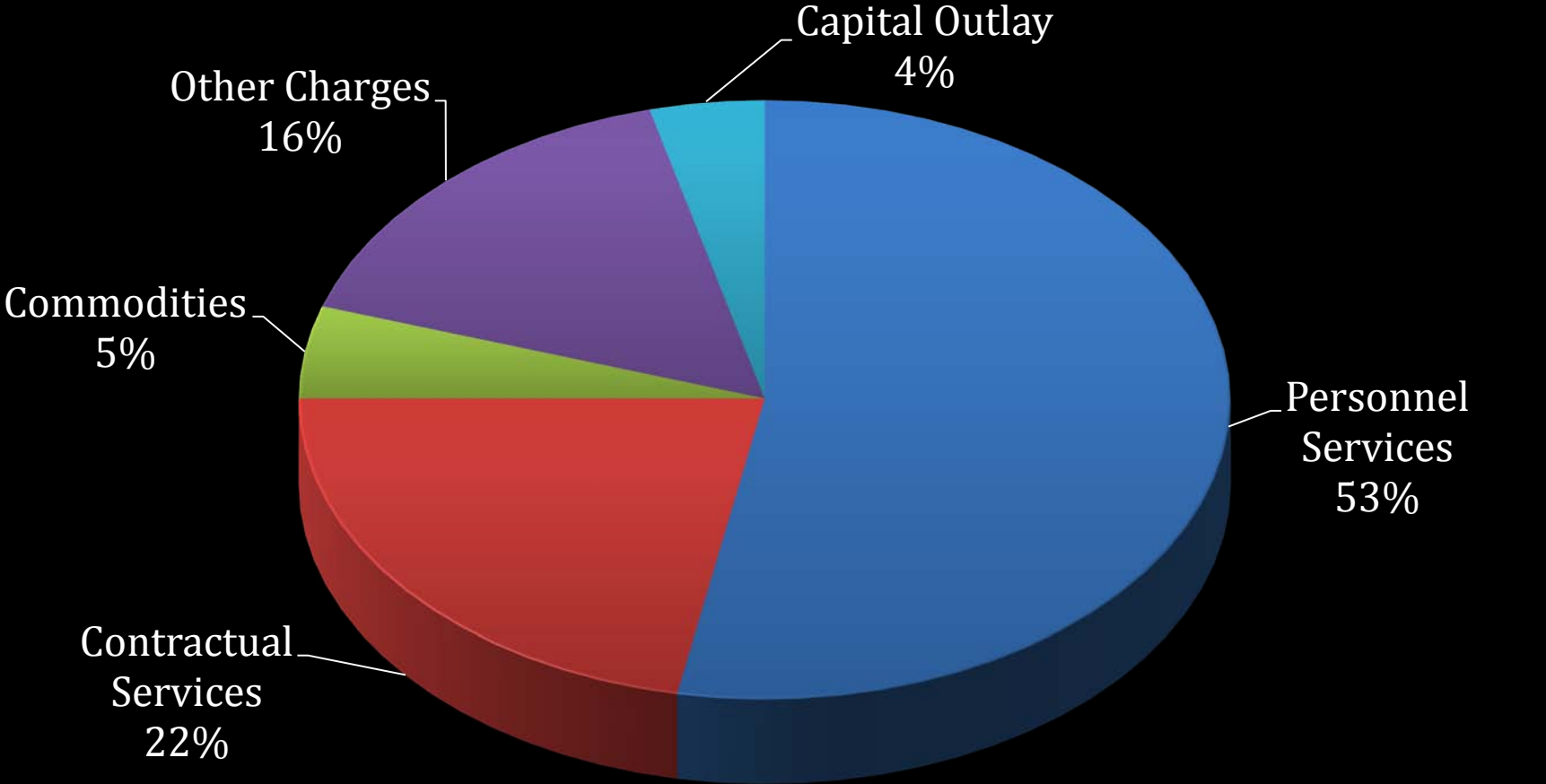
Village of Bartlett
FY 2011/12
Expenditure Review

Operating Expenditures - Total

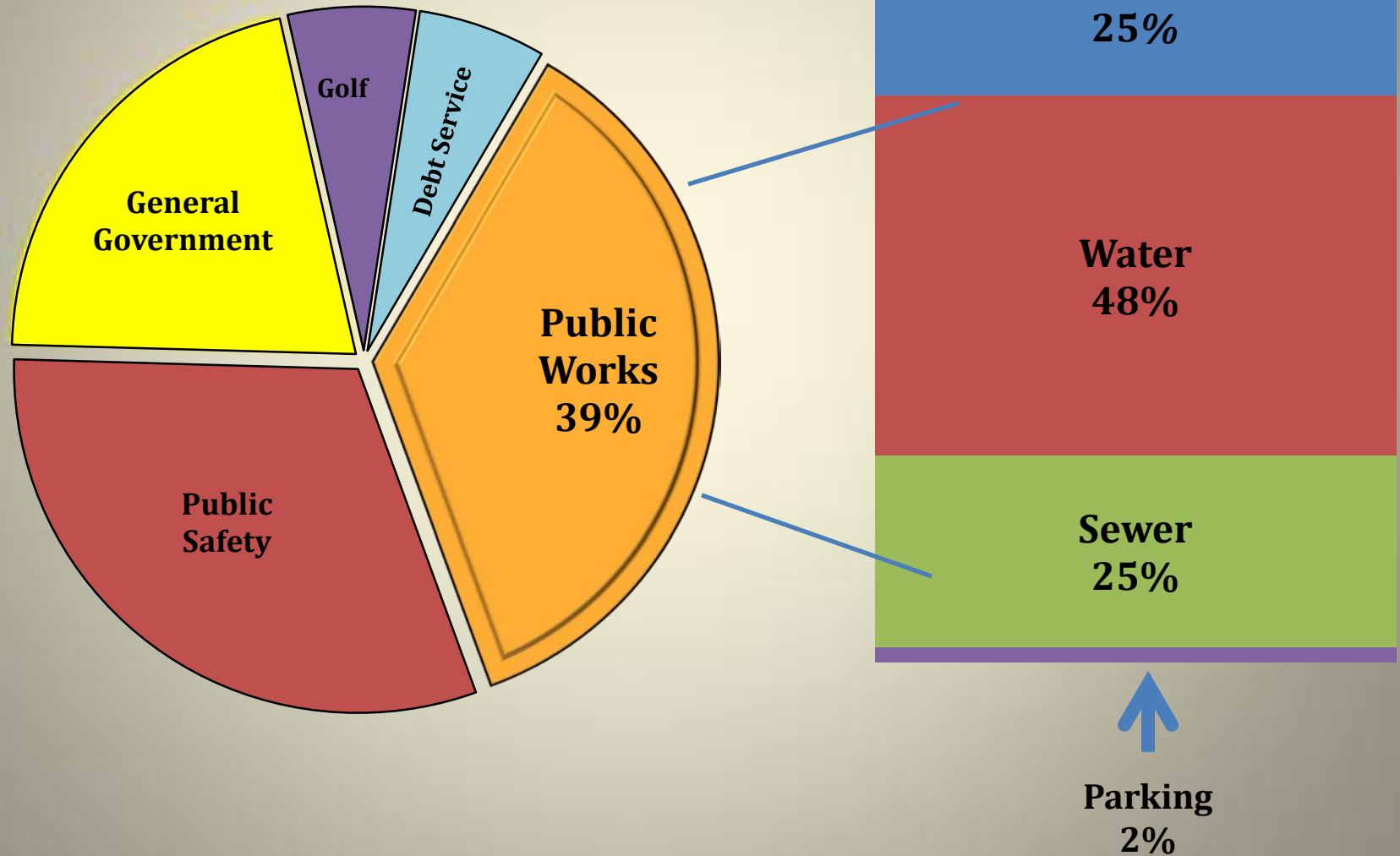
Proposed operating expenditures = \$37,508,557
3.89% Increase



Operating Expenditures By Type



Operating Expenditures – Public Works



FY 2012 Expenditure Review

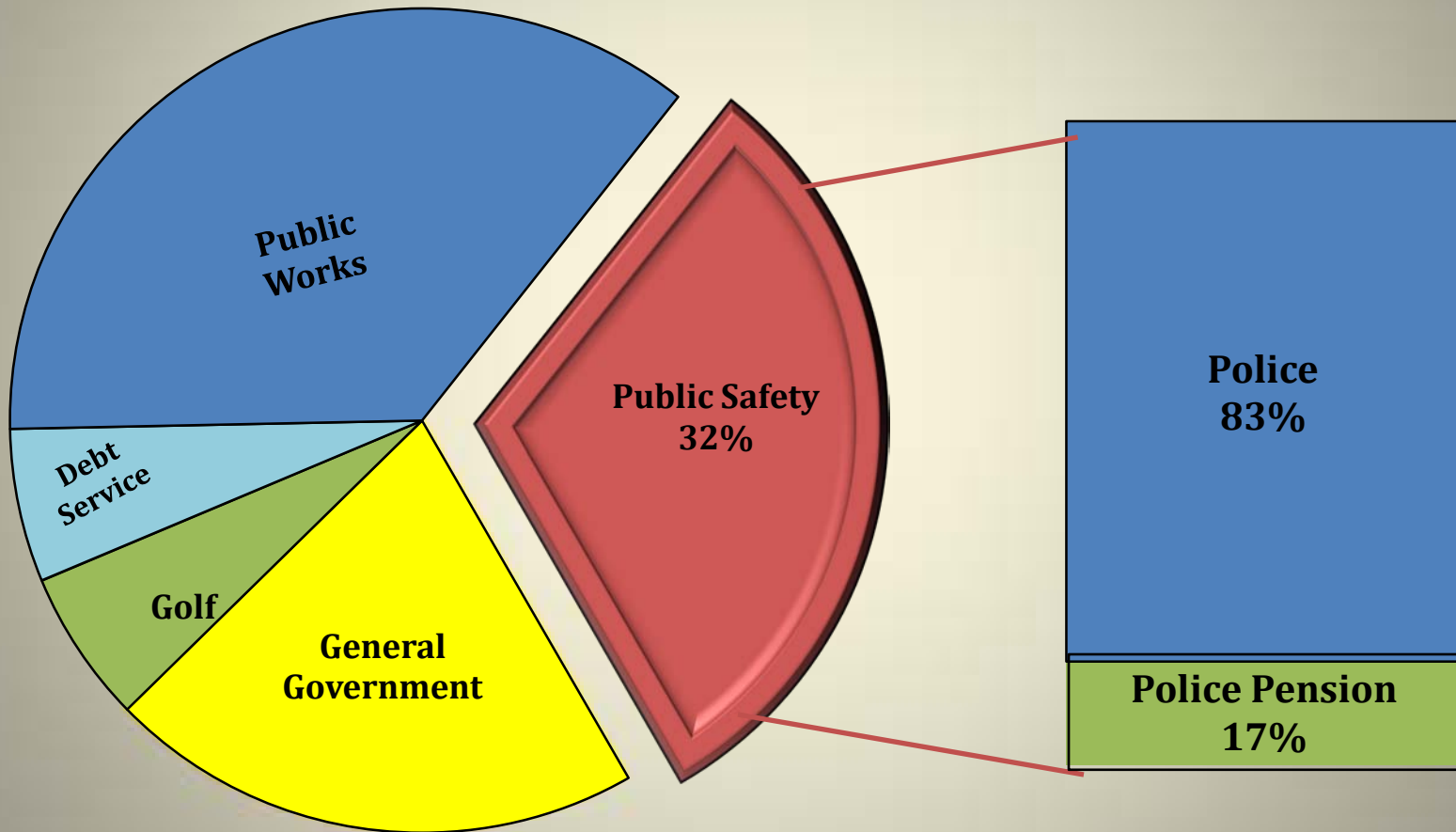
‡ Program - Public Works

- \$14,344,529
- 39% of Total Operating Expenditures
- \$735,365 Increase from FY10/11 Budget
- 5% Increase from FY10/11 Budget

HIGHLIGHTS

- ❖ Replacement of (2) 2 ½ ton dump and super duty trucks w/plow and spreader.
- ❖ Wireless Telemetry System for the water stations and wastewater.
- ❖ Replacement Generator at Herrick House lift station.
- ❖ Re-roof lab and blower building.

Operating Expenditures – Public Safety



FY 2012 Expenditure Review

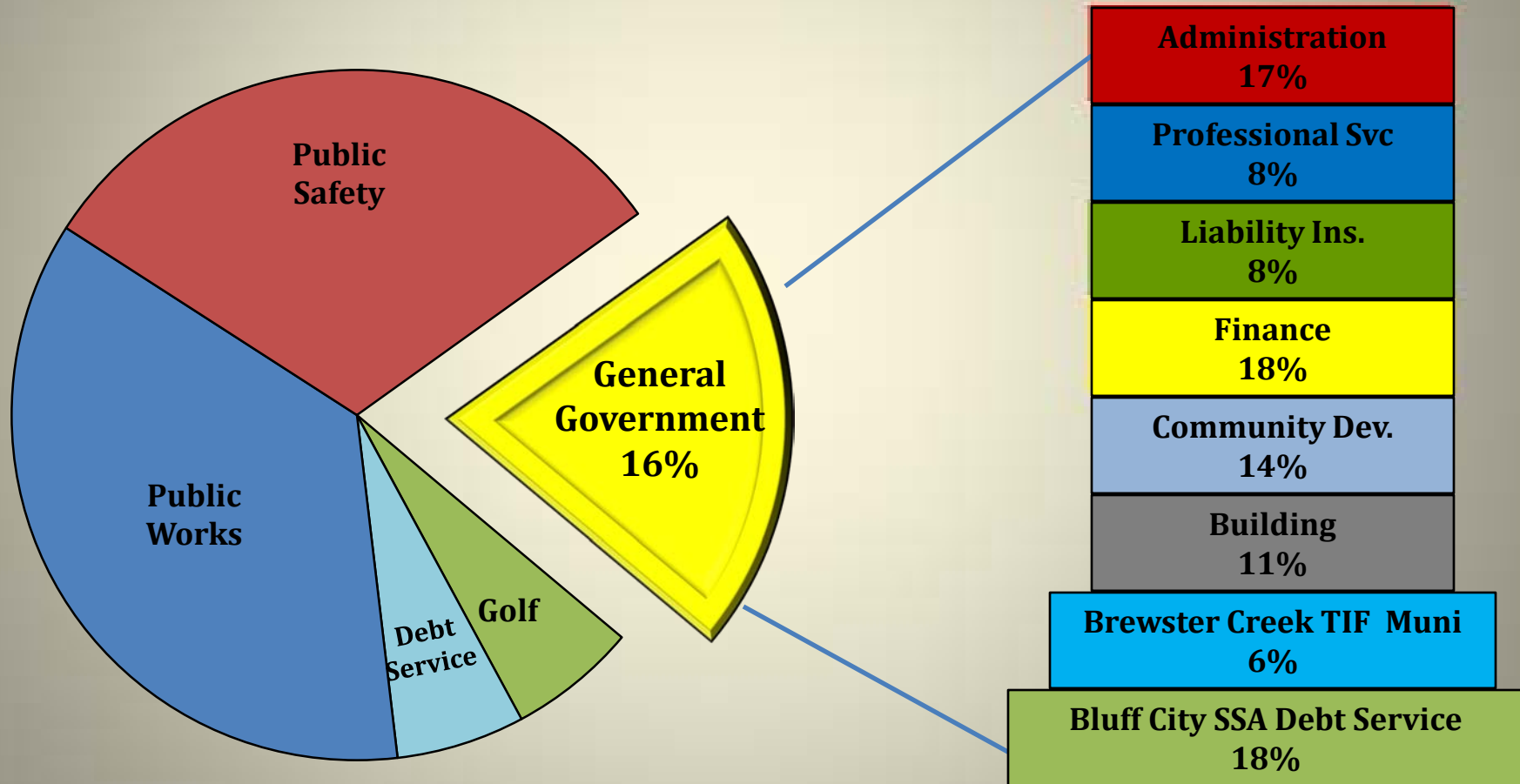
‡ Department – Police

- \$10,798,840
- 32% of Total Expenditures
- \$325,949 Increase from FY10/11 Budget
- 3% Increase from FY10/11 Budget

HIGHLIGHTS

- ❖ Utilization of grant funding for DUI and vehicle speed enforcement.
- ❖ Replacement of 9 portable police radios and 3 mobile radios.
- ❖ Annual Funding/Replacement of 8 patrol vehicles (\$220,000).

Operating Expenditures – General Government



FY 2012 Expenditure Review

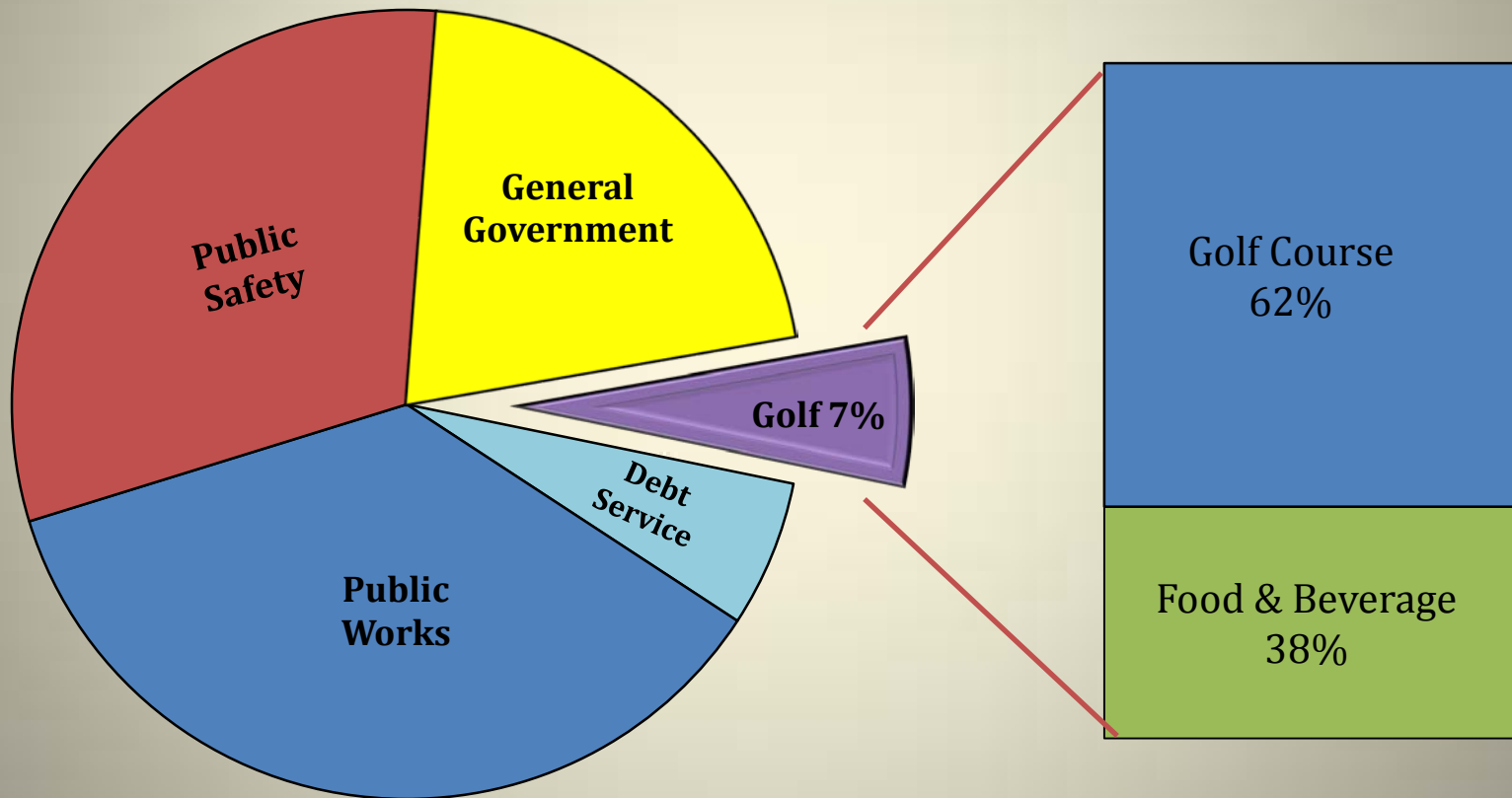
‡ Program – General Government

- \$6,151,083
- 16% of Total Expenditures
- \$50,928 Decrease from FY10/11 Budget
- 1% Decrease from FY10/11 Budget

HIGHLIGHTS

- ❖ Reduction in professional services of 18% in planning, engineering and legal fees.
- ❖ Rebates down 77% as Home Depot agreement will expire.
- ❖ Continue GIS implementation plan. \$22,000 in funding for software and training budgeted for in Central Services.

Operating Expenditures – Golf



FY 2012 Expenditure Review

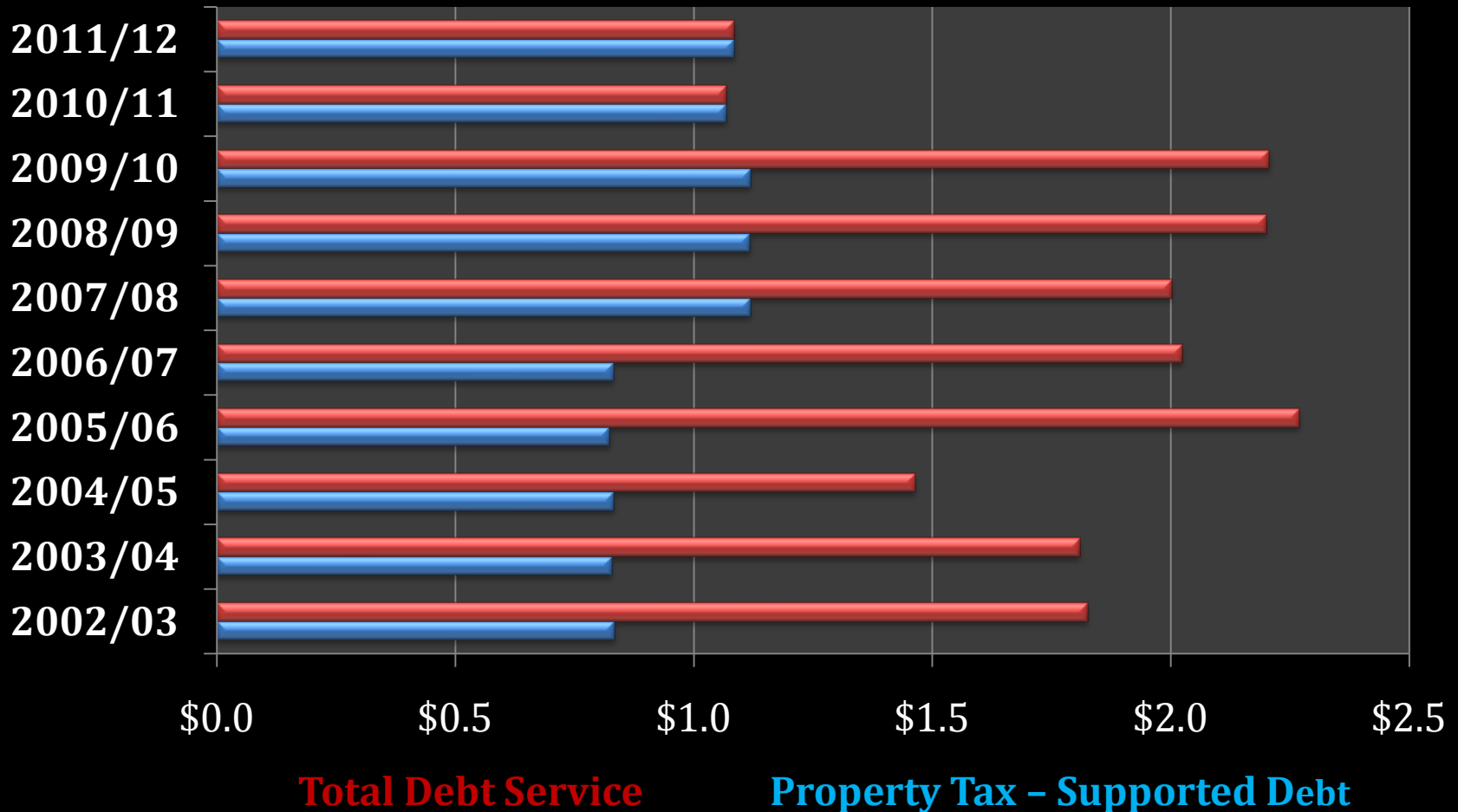
‡ Program – Golf

- \$2,441,636
- 7% of Total Expenditures
- \$126,701 Increase from FY10/11 Budget
- 5% Increase from FY10/11 Budget

HIGHLIGHTS

- ❖ No transfers into Central Services and Vehicle Replacement.
- ❖ Increase in advertising and marketing dollars.
- ❖ Capital outlay includes HVAC system, Fountain, Fairway Sprayer, Riding mower, resurface kitchen floor.

Operating Expenditures – Debt Service



General Fund Balancing

Reductions to Budget:

- Cut Capital Outlay by \$199,800
- Cut Professional Development by \$30,000 from requested
- Cut Professional services by \$125,900
- Cut community relation in Police and Admin by \$11,355

Additions to Budget:

- \$350,000 transfer from Developer Deposits
- \$300,000 from IRMA Excess Surplus Fund

Village of Bartlett
FY 2011/12
Fund Balance Review

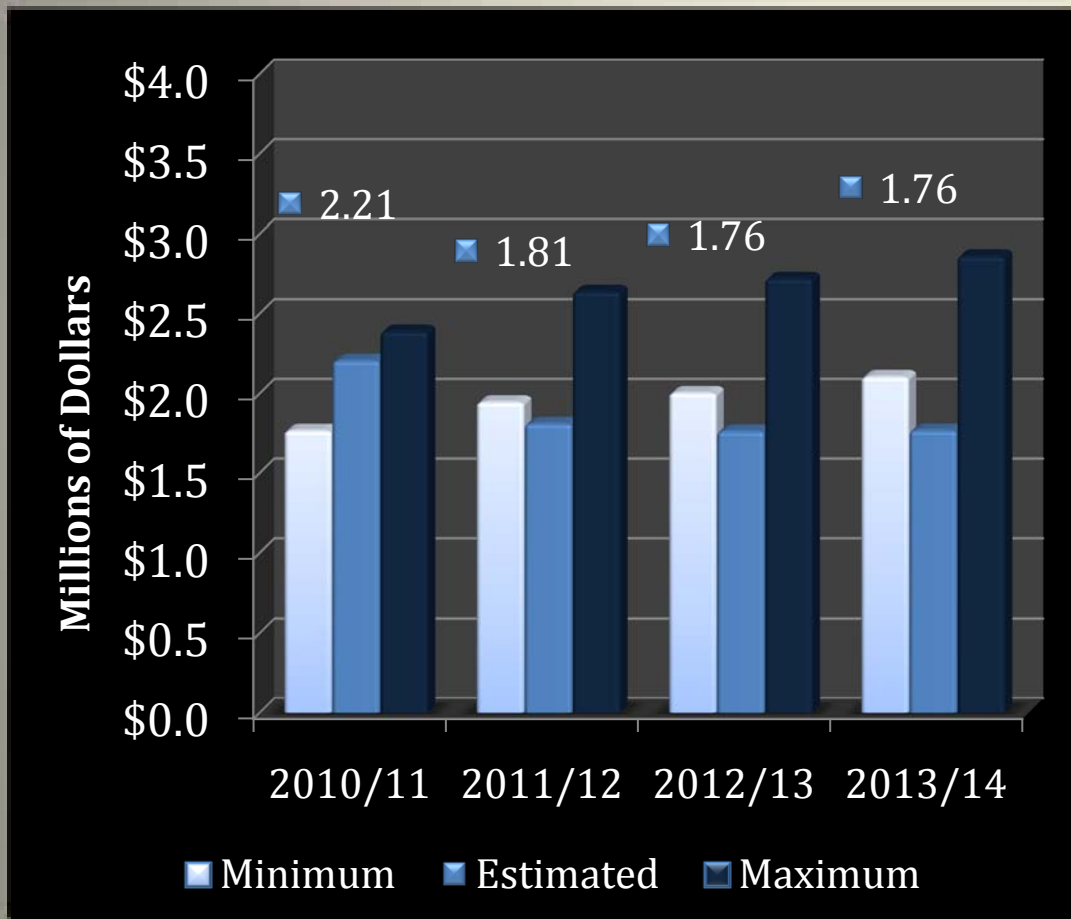
Fund Balance – General Fund



Policy

- 25 – 35% of operating expenditures
- Avg. increase in property tax levy and liabilities
- Designated reserves
 - Storm Water
 - Tri-centennial celebration

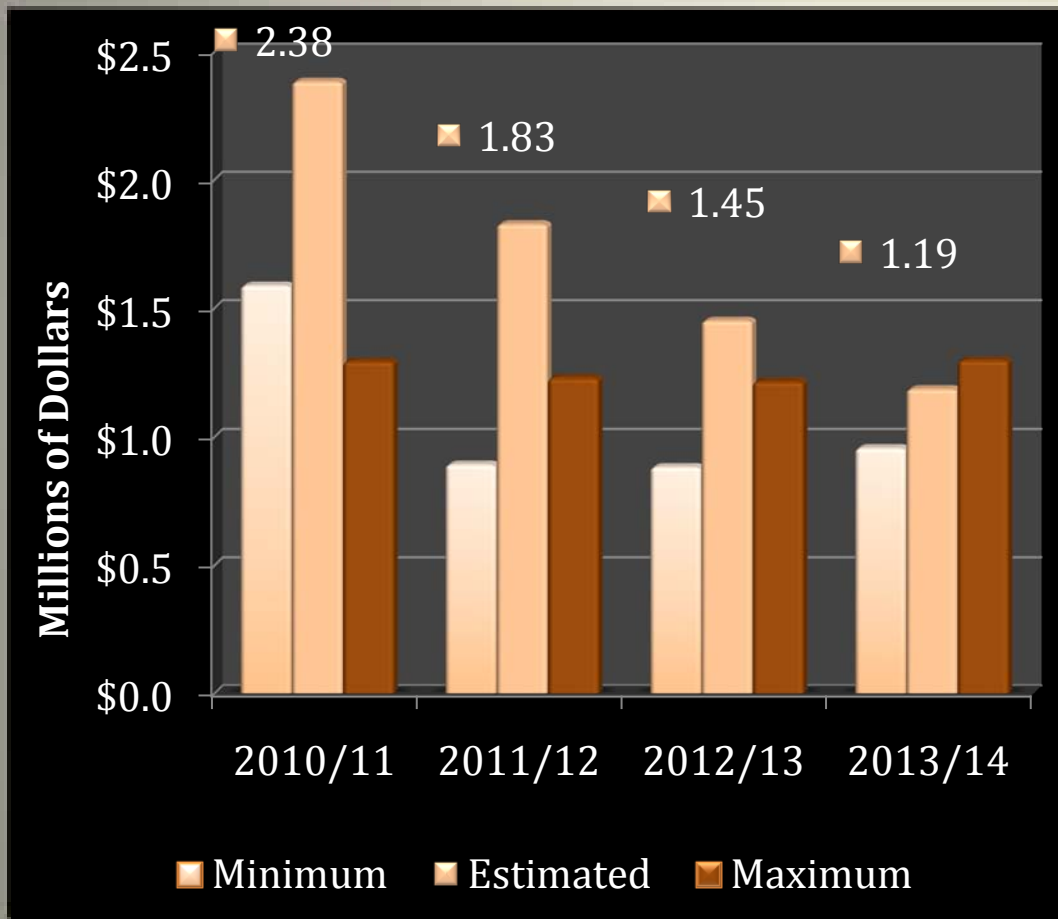
Fund Balance – Water Fund



Policy

- 25 – 35% of operating expenditures
- Designated reserves:
 - Equipment Replacement
 - Tank painting
 - Capital Improvement

Fund Balance – Sewer Fund



Policy

- 25 – 35% of operating expenditures
- Designated reserves:
 - Equipment replacement
 - Capital Improvement Reserve

Fund Balance – Golf Fund



Policy

- 10% of operating expenditures

Thanks and Credits To:

- Police Department – Chief Williams, Deputy Chief Ullrich and Administrative Budget Staff
- Community Development – Jim Plonczynski and Staff
- Building Department – Brian Goralski and Staff
- Public Works – Paul Kuester and Staff
- Administration – Valerie Salmons, Paula Schumacher, Steve Bosco
- Finance – Todd Dowden, Millie Oleksyk
- Budget Cover - Pam Rohleder
- Budget Assembly – Lorna Giless and Karen Mich